

Hopup Counter

HOP-CT-2

Hopup tension fabric displays are simple, versatile and can be set-up in seconds. The Hopup Counter mimics the traditional Hopup construction and assembly making it easy to use. The fabric graphic attaches easily and stays on for easy storage. With four different tabletop counter colors to choose from, the Hopup Counter is the perfect addition to any area.



clear shelf



carry bag included



features and benefits:

- Quick to set-up
- Easy to store and ship
- Includes clear internal shelf
- Carry bag included
- Countertop supports max 50 lbs / 22.7 kgs
- Top available in four laminate finish options
- Optional OCE upgrade available
- Lifetime limited warranty against manufacturer defects

dimensions:

Hardware:

Assembled unit:
41.75" w x 39.685" h x 14.25" d
1060mm(w) x 1008mm(h) x 362mm(d)

Base:
39.75" w x 12" d
1006mm (w) x 304mm (d)

Countertop:
41.6875" w x .625" h x 14.125" d
1059mm(w) x 16mm(h) x 359mm(d)

Weight (includes graphic):
16 lbs / 7.26 kgs

Shipping:

Shipping dimensions - ships in a box:
42.7" l x 16" w x 6.3" h
1085mm(l) x 405mm(h) x 160mm(w)

Shipping weight:
30 lbs / 9.5 kgs

*Must keep all packaging and continue to reuse it as it protects the counter

Optional Upgrade OCE:
49" l x 18" w x 18" h
1245mm(l) x 457mm(w) x 457mm(h)

Optional Upgrade OCE Shipping Weight:
57 lbs / 25.85 kgs

Graphics:

Total visual area:
67.25" w x 39.25" h
1708mm(w) x 997mm(h)

Front visual:
39.25" w x 39.25" h
997mm(w) x 997mm(h)

Please be sure to include a 2" bleed around perimeter.

Refer to related graphic template for more information.


Visit exhibitors-handbook.com/graphic-templates

additional information:

- Counter can support weight
50 lbs / 22.7 kgs max

- Internal shelf can support
10 lbs / 4.53 kgs max

Counter colors:



silver

black

mahogany

natural



MARKETPLACE

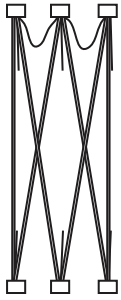
MARKETPLACEDISPLAYS.COM

POWERED BY

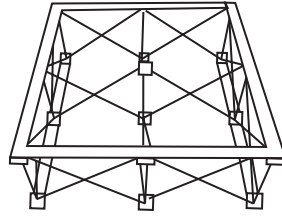
HOUSE

We are continually improving and modifying our product range and reserve the right to vary the specifications without prior notice. All dimensions and weights quoted are approximate and we accept no responsibility for variance. E&OE. See Graphic Templates for graphic bleed specifications.

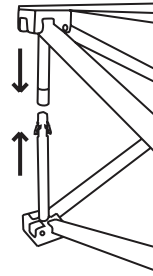
HOPUP COUNTER ASSEMBLY



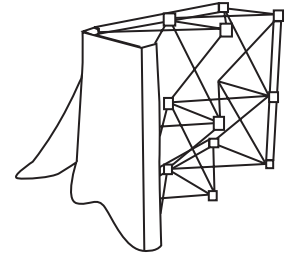
Remove unit from carry bag **1**



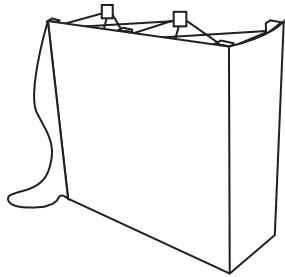
Lay flat and push down on non-carpeted surface **2**



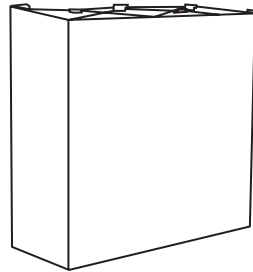
Snap all purple locking arms into place **3**



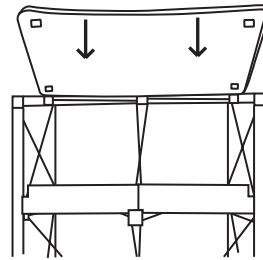
Graphic attaches to frame with Velcro. Start in one corner and move on to the next **4**



Continue around front of frame **5**



Graphic application is complete **6**



Place clear acrylic shelf in desired location and then place countertop on top of frame **7**



Unit is complete **8**



MARKETPLACE

MARKETPLACEDISPLAYS.COM

POWERED BY

HOUSE